

Ready Room My Way, 42" Laminate Cabinetry Suite



A complete exam room, just the way you want it.

Select the color of your laminate cabinetry. Add to your suite cost, your cabinet options and any of Clinton's exam tables, treatment tables, space saver tables, power tables or couch models. Even add additional Clinton equipment or accessories.

That's Ready Room My Way.

SUITE 8242-RM

PACKAGE INCLUDES:

- 8242 Wall Cabinet in your choice of laminate colors
- 8042 Base Cabinet in your choice of laminate colors
- 2135 Stool in your choice of upholstery colors
- C-40B Premium, Padded, Side Chair in your choice of upholstery colors
- Double, Glove Box Holder
- 20-Liter, Medium Round, Waste Receptacle

8242 Wall Cabinet

- Wall cabinet with 2 doors and 1 adjustable shelf
- Easy-clean, all laminate surface
- Tough, chip resistant edges
- Unit is pre-assembled to save installation time
- Cabinet easily mounts with hook and rail mounting system
- Satin finish pulls
- Choice of solid color or woodgrain laminates
- Fully adjustable, concealed, soft-close hinges

CLASSIC CLINTON
• LAMINATE CASEWORK •



8042 Base Cabinet

- Base cabinet with 2 drawers and 3 doors with 2 adjustable shelves
- Easy-clean, all laminate surfaces
- Tough, chip resistant edges
- Unit is pre-assembled to save installation time
- Fully adjustable, soft-close hinges
- 3.25" backsplash included with top
- Satin chrome pulls
- Choice of solid color or woodgrain laminates




8242 SPECIFICATIONS

42" W x 12" D x 24" H

8042 SPECIFICATIONS

42" W x 18" D x 35" H

Prop 65 Warning


 **WARNING:** This product can expose you to chemicals, including chromium, which is known to the State of California to cause cancer or reproductive toxicity. For more information go to www.P65Warnings.ca.gov.

1


Options



022 Stainless Steel Sink & Chrome Faucet



055 Door & Drawer Locks



066 Door Locks & Inside Latch



044 Add a Cabinet Drawer




076 Wall Mount Desk

Finishes



Maple



Dark Cherry



Gray



Slate Gray

2135 Standard Series, 5-Leg, Pneumatic Stool

- Thick padded seat for comfort
- 24" Black nylon, 5-leg base
- Nylon dual wheel casters
- Easy, pneumatic height adjustment
- Premium, stain-resistant, woven, knit-backed, vinyl upholstery
- Maximum load capacity 250 lbs. under normal use



Prop 65 Warning

WARNING: This product can expose you to chemicals, including diisononyl phthalate (DINP), which is known to the State of California to cause cancer. For more information go to www.P65Warnings.ca.gov.

2

SPECIFICATIONS

Seat Diameter	16"
Base Diameter	24"
Height Range	18"-23"

Upholstery Colors



C-40B Premium, Padded, Black Frame Side Chair Without Arms

- Black powder coated frame finish
- Heavy duty 1-1/2" diameter legs
- Solid plywood seat and back
- Wall saver guard
- 2" thick, firm foam padded seat and back
- Contoured seat and back
- Adjustable leg levers
- Premium, knit-backed upholstery
- 300 lbs. load capacity under normal use



Prop 65 Warning

WARNING: This product can expose you to chemicals including 1, 3-Butadiene which is known to the State of California to cause cancer and reproductive harm. For more information go to: www.P65Warning.ca.gov.

7

SPECIFICATIONS

Seat	18" W x 18" D
Seat Height	18"

Upholstery Colors



Double, Slimline Glove Box Holder

- Stainless Steel*, White Enamel Steel or Acrylic (depending on availability)
- Open design allows for easy glove identification
- All units mount horizontal or vertical
- Mounting hardware included
- Universal size fits most glove boxes


**Clinton stainless steel items are not M.R.I. compatible.*

SPECIFICATIONS


10" L x 3.75" D x 5.5" H

Prop 65 Warning

Steel

1
 **WARNING:** This product can expose you to chemicals, including chromium, which is known to the State of California to cause cancer or reproductive toxicity. For more information go to www.P65Warnings.ca.gov.

Acrylic

5
 **WARNING:** This product can expose you to styrene, ethylbenzene, and cumene including chromium, which is known to the State of California to cause reproductive toxicity. For more information go to www.P65Warnings.ca.gov.



GS-3022 Stainless Steel*



GW-2022 White Enamel Steel



GP-4022 Acrylic


TR-20W – 20 L, Medium, Round, White, Waste Receptacle

- White, enamel steel, outer shell and lid
- Step-on foot pedal operated lid
- One-piece, plastic base keeps metal from contact with floor surface
- Chrome handle make moving and cleaning easy
- 2 warning labels included
- 20 L capacity (21.13 quarts)

SPECIFICATIONS

10" D X 24"H

Prop 65 Warning

1
 **WARNING:** This product can expose you to chemicals, including chromium, which is known to the State of California to cause cancer or reproductive toxicity. For more information go to www.P65Warnings.ca.gov.



**INFECTIOUS WASTE
BASURA INFECCIOSA**

- ## SPECIFICATIONS

4.375" D x 6" H

- BOARD ONLY.**
INSTRUMENTS SHOWN NOT INCLUDED.

INSTRUMENTS SHOWN NOT INCLUDED.

36" W x 12" H