



Completely Coordinated.  
Completely Cost Effective.  
Completely Easy.

**SPACE PLACE COMPLETE**



## Imagination Series, Space Place, Treatment Table



### MODEL 7935 (Adjustable Backrest)

### MODEL 7935-1 (Flat Top)

- Clinton original themes
- Easy to clean laminate surfaces
- All graphics are permanently embedded in the high pressure laminate and will not peel off
- 2" of firm foam padding
- 4 door storage with 2 adjustable shelves
- Scratch and mar resistant surfaces
- Chip resistant PVC edges
- Premium, Gunmetal, stain-resistant, woven, knit-backed vinyl upholstery
- Soft-close, door hinges
- Graphics are on one long side with slate gray ends and back
- Top features seamless rounded outside corners
- Paper dispenser included
- Available with or without backrest

### SPECIFICATIONS (BOTH MODELS)

68"L x 27"W x 33"H

California residents please be advised of the following, pursuant to Proposition 65:

**WARNING:** This product can expose you to chemicals, including chromium, which is known to the State of California to cause cancer or reproductive toxicity. For more information go to [www.P65Warnings.ca.gov](http://www.P65Warnings.ca.gov).

1



### Options




066 Door & Inside Latch Combo




055 Door Locks



040 Paper Cutter



20 Small Pillow



60 Large Pillow

### Upholstery



Gunmetal

## Space Place Cabinets

### MODEL 6135-BW

#### "Space Place" Base Cabinets

4 doors with adjustable shelves and 3 drawers.  
Shipped in one unit.

#### "Space Place" Wall Cabinets

4 doors with adjustable shelves. Shipped in one unit.

Base & wall cabinets are only sold in sets

- Clinton original illustrations
- Pre-assembled units save time
- Easy-clean all laminate construction
- All graphic are permanently embedded in the high pressure laminate and will not peel off
- Tough, chip-resistant PVC edges
- Assembled with steel fasteners
- 4 adjustable leveling feet on each unit
- 3-way adjustable, soft-close 110° hinges
- Flat panel drawer fronts with metal sides that hold up to 75 lbs.
- Recessed toe kick
- Easy hook and rail installation for upper cabinets
- Slate Gray edgebanding on all edges
- Customizable with 4 options
- Easily moves for relocation
- Drawers can be added to any base unit
- Doors and drawer can be moved to accommodate sink location
- Shown with optional sink and faucet



#### SPECIFICATIONS

BASE: 60"L x 18"D x 35"H

WALL: 60"L x 12"D x 24"H


California residents please be advised of the following, pursuant to Proposition 65:

**WARNING:** This product can expose you to chemicals, including chromium, which is known to the State of California to cause cancer or reproductive toxicity. For more information go to [www.P65Warnings.ca.gov](http://www.P65Warnings.ca.gov).


1



#### Options



066 Door & Inside Latch Combo



055 Door Locks



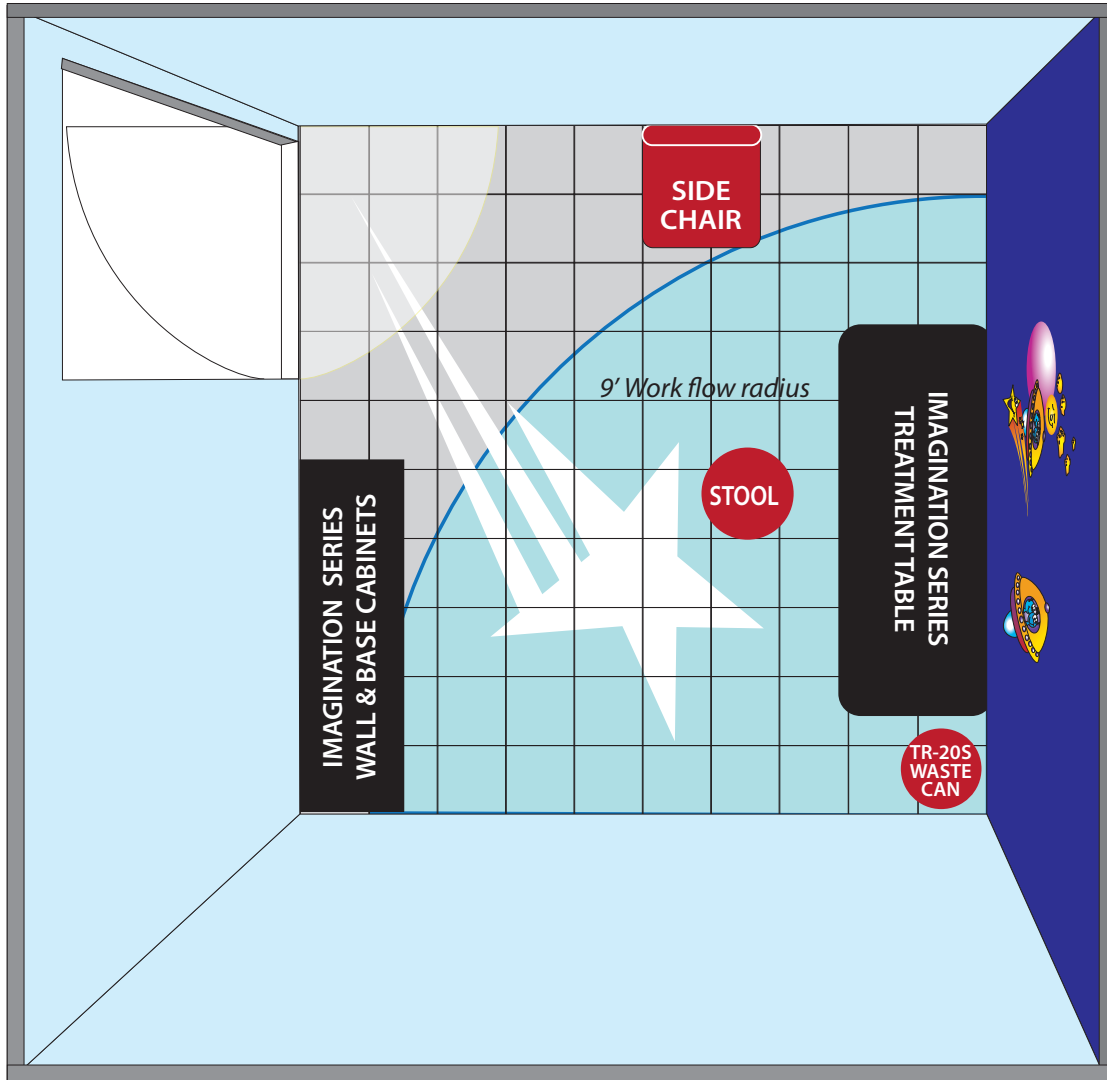
044 Add a Cabinet Drawer



22 Sink & Faucet

# 10' X 10' FLOOR PLAN

*Optional Items in Red*



1 Square = 1 foot

**NOTE:** These are suggested floor plans. Please check local building and fire codes before beginning any construction or renovations.

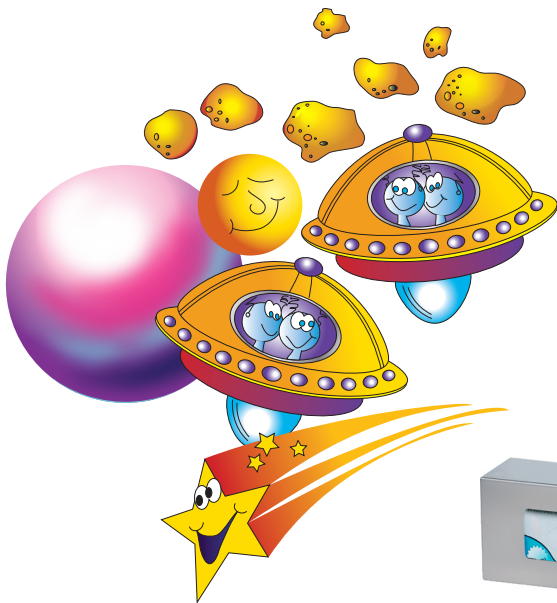


*Walls*  
786 Highland Breeze  
812 Blueberry Hill



*Flooring*  
Medintone™ H5300 Cool White (star)  
Marmorette™ LP049 Bluebird

**OPTIONAL ACCESSORIES** *(Shown in photo on front)*



- 09-CC *Space Travelers Wall Sticker*
- T-79 *Clear Unlabeled Sundry Jars (5 in set)*
- 2135 *5-Leg, Pneumatic Stool in Royal Blue (-3RB)*
- GS-3022 *Double Slimline Stainless Steel Glove Box Holder*



800-441-9131 • 717-848-3519  
Toll-Free Fax 866-522-1233  
Fax 717-843-5871  
[www.clinton-ind.com](http://www.clinton-ind.com)