



Completely Coordinated.  
Completely Cost Effective.  
Completely Easy.

## COOL PALS COMPLETE



## Imagination Series, Cool Pals, Treatment Table



### MODEL 7931 (Adjustable Backrest)

#### MODEL 7931-1 (Flat Top)

- Clinton original themes
- Easy to clean laminate surfaces
- All graphics are permanently embedded in the high pressure laminate and will not peel off
- 2" of firm foam padding
- 4 door storage with 2 adjustable shelves
- Scratch and mar resistant surfaces
- Chip resistant PVC edges
- Premium, Gunmetal, stain-resistant, woven, knit-backed vinyl upholstery
- Soft-close, door hinges
- Graphics are on one long side with slate gray ends and back
- Top features seamless rounded outside corners
- Paper dispenser included
- Available with or without backrest

#### SPECIFICATIONS (BOTH MODELS)

68"L x 27"W x 33"H

**California residents please be advised of the following, pursuant to Proposition 65:**


**1**  
**WARNING:** This product can expose you to chemicals, including chromium, which is known to the State of California to cause cancer or reproductive toxicity. For more information go to [www.P65Warnings.ca.gov](http://www.P65Warnings.ca.gov).



#### Options




066 Door & Inside Latch Combo




055 Door Locks



040 Paper Cutter



20 Small Pillow



60 Large Pillow

#### Upholstery



Gunmetal

## Cool Pals Cabinets

### MODEL 6131-BW

#### "Cool Pals" Base Cabinets

4 doors with adjustable shelves and 3 drawers.  
Shipped in one unit.

#### "Cool Pals" Wall Cabinets

4 doors with adjustable shelves. Shipped in one unit.

**Base & wall cabinets are only sold in sets**

- Clinton original illustrations
- Pre-assembled units save time
- Easy-clean all laminate construction
- All graphic are permanently embedded in the high pressure laminate and will not peel off
- Tough, chip-resistant PVC edges
- Assembled with steel fasteners
- 4 adjustable leveling feet on each unit
- 3-way adjustable, soft-close 110° hinges
- Flat panel drawer fronts with metal sides that hold up to 75 lbs.
- Recessed toe kick
- Easy hook and rail installation for upper cabinets
- Slate Gray edgebanding on all edges
- Customizable with 4 options
- Easily moves for relocation
- Drawers can be added to any base unit
- Doors and drawer can be moved to accommodate sink location
- Shown with optional sink and faucet



#### SPECIFICATIONS

BASE: 60"L x 18"D x 35"H

WALL: 60"L x 12"D x 24"H

**California residents please be advised of the following, pursuant to Proposition 65:**



**WARNING:** This product can expose you to chemicals, including chromium, which is known to the State of California to cause cancer or reproductive toxicity. For more information go to [www.P65Warnings.ca.gov](http://www.P65Warnings.ca.gov).


1



#### Options



066 Door & Inside Latch Combo



055 Door Locks



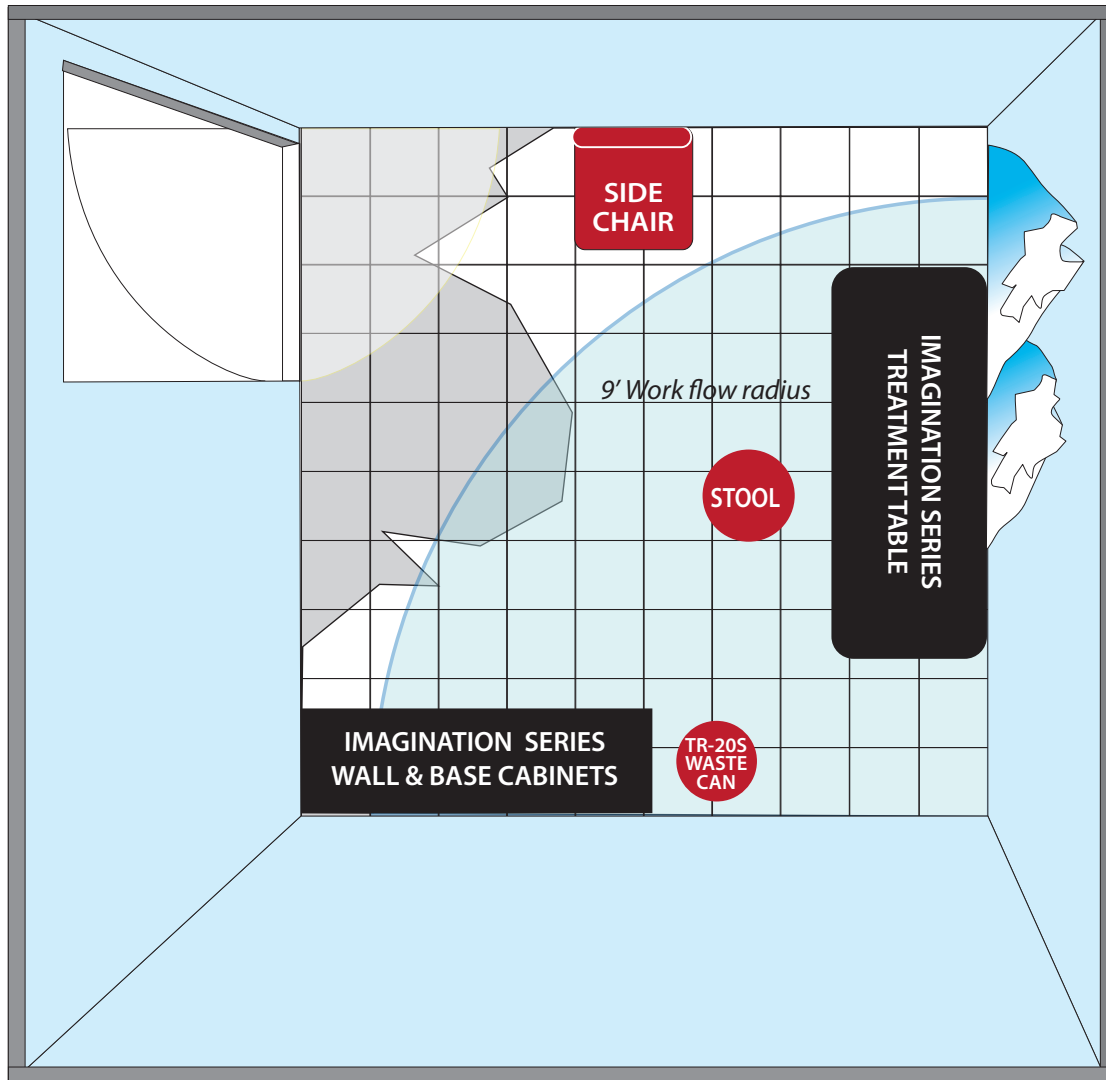
044 Add a Cabinet Drawer



22 Sink & Faucet

## 10' X 10' FLOOR PLAN

*Optional Items in Red*



1 Square = 1 foot

**NOTE:** These are suggested floor plans. Please check local building and fire codes before beginning any construction or renovations.





*Walls*

786 Highland Breeze

*Flooring*

Medintone™ H5300 Cool White

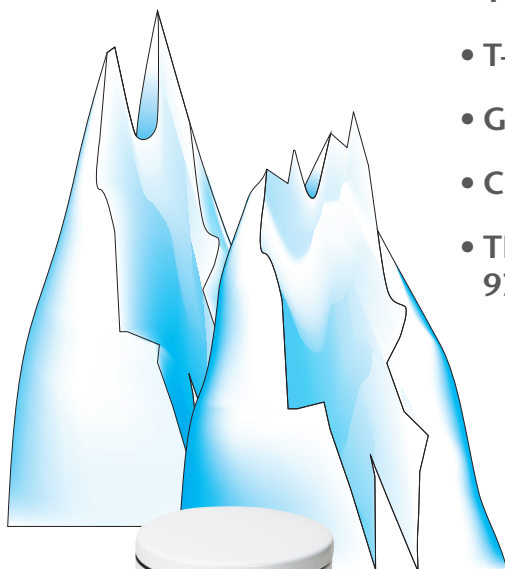
Medintone™ H5304 Gray Light

Medintone™ H5302 Deep Gray

Marmorette™ LP049 Bluebird

**OPTIONAL ACCESSORIES** *(Shown in photo on front)*

- **10-CC-1 & 10-CC-2 Ice Mountain 1 & 2 Wall Sticker**
- **T-70 Clear labeled Sundry Jars (5 in set)**
- **GS-3022 Double Slimline Stainless Steel Glove Box Holder**
- **C-40 Side Chairs in Royal Blue upholstery (3RB)**
- **TR-20W Medium Round Waste Receptacle with 9744 Select Series Hockey Penguin Graphic**



800-441-9131 • 717-848-3519

Toll-Free Fax 866-522-1233

Fax 717-843-5871

[www.clinton-ind.com](http://www.clinton-ind.com)