

Ready Room My Way, 66" Cart-Mate Cabinetry Suite



A complete exam room, just the way you want it.

Select the color of your laminate Cart-Mate cabinetry. Add to your suite cost, your cabinet options and any of Clinton's exam tables, treatment tables, space saver tables, power tables or couch models. Even add additional Clinton equipment or accessories.

That's Ready Room My Way.

SUITE 748066ML

PACKAGE INCLUDES:

- 8266 Wall Cabinet in your choice of laminate colors
- 48066ML Cart-Mate Base Cabinet in your choice of laminate colors
- 2135 Stool in your choice of upholstery colors
- -40B Premium, Padded, Exam Room Chair in your choice of upholstery colors
- Double, Slimline, Glove Box Holder
- 20-Liter, Medium Round, Waste Receptacle

8266 Wall Cabinet

- Wall cabinet with 3 doors & 2 adjustable shelves
- Easy-clean, all laminate surface
- Tough, chip resistant edges
- Unit is pre-assembled to save installation time
- Cabinet easily mounts with hook and rail mounting system
- Satin finish pulls
- Choice of solid color or woodgrain laminates
- Fully adjustable, concealed, soft-close hinges



48066ML Cart-Mate Base Cabinet

CABINET

- All laminate base cabinet with 3 doors, 2 adjustable shelves 2 drawers and cart-port
- Easy-clean, all laminate surfaces
- Tough, chip resistant edges
- Unit is pre-assembled to save installation time
- Fully adjustable, soft-close hinges
- 3.25" backsplash included with top
- Satin finish pulls
- Choice of solid or woodgrain laminates for cabinet
- Choice of 6 countertop laminates
- Door and drawer locks available

CART

- All laminate cabinet mounted on four, locking, 3" swivel casters
- Four drawers that hold up to 75 lbs. each
- ClintonClean™ solid plastic bumper
- One-piece, vacuum-formed, gray-haircell, textured, top rimmed on all sides
- Satin finish pulls
- Choice of solid color or woodgrain laminates
- Drawer locks available

8266 SPECIFICATIONS

66" W x 12" D x 24" H

OVERALL CART-MATE SPECIFICATIONS

66" W x 18" D x 35" H

OVERALL CART SPECIFICATIONS

20" W x 18.5" D x 29.5" H




48066ML


Options



022 Stainless Steel Sink & Chrome Faucet



055 Door & Drawer Locks



066 Door Locks & Inside Latch



044 Add a Drawer



042 Cart Option



043 Cart Option

Cabinet Finishes



Maple



Dark Cherry



Gray



Slate Gray

Countertop Colors



Maple



Dark Cherry



Gray



Slate Gray



Classic Marble



Graphite Talc

Prop 65 Warning



WARNING: This product can expose you to chemicals, including chromium, which is known to the State of California to cause cancer or reproductive toxicity. For more information go to www.P65Warnings.ca.gov.

1

2135 Standard Series, 5-Leg, Pneumatic Stool

- Thick padded seat for comfort
- 24" Black nylon, 5-leg base
- Nylon dual wheel casters
- Easy, pneumatic height adjustment
- Premium, stain-resistant, woven, knit-backed, vinyl upholstery
- Maximum load capacity 250 lbs. under normal use



Prop 65 Warning

! **WARNING:** This product can expose you to chemicals, including diisononyl phthalate (DINP), which is known to the State of California to cause cancer. For more information go to www.P65Warnings.ca.gov.

2

SPECIFICATIONS

Seat Diameter	16"
Base Diameter	24"
Height Range	18"-23"

Upholstery Colors



C-40B Premium, Padded, Black Frame, Exam Room Chair Without Arms

- Black powder coated frame finish
- Heavy duty 1-1/2" diameter legs
- Solid plywood seat and back
- Wall saver guard
- 2" thick, firm foam padded seat and back
- Contoured seat and back
- Adjustable leg levers
- Premium, knit-backed upholstery
- 300 lbs. load capacity under normal use



Prop 65 Warning

! **WARNING:** This product can expose you to chemicals including 1, 3-Butadiene which is known to the State of California to cause cancer and reproductive harm. For more information go to: www.P65Warning.ca.gov.

7

SPECIFICATIONS

Seat	18" W x 18" D
Seat Height	18"

Upholstery Colors



Double, Slimline Glove Box Holder

- Stainless Steel* , White Enamel Steel or Acrylic (depending on availability)
- Open design allows for easy glove identification
- All units mount horizontal or vertical
- Mounting hardware included
- Universal size fits most glove boxes


*Clinton stainless steel items are not M.R.I. compatible.

SPECIFICATIONS


10" L x 3.75" D x 5.5" H

Prop 65 Warning

Steel

1  **WARNING:** This product can expose you to chemicals, including chromium, which is known to the State of California to cause cancer or reproductive toxicity. For more information go to www.P65Warnings.ca.gov.

Acrylic

5  **WARNING:** This product can expose you to styrene, ethylbenzene, and cumene including chromium, which is known to the State of California to cause reproductive toxicity. For more information go to www.P65Warnings.ca.gov.



GS-3022 Stainless Steel*



GW-2022 White Enamel Steel



GP-4022 Acrylic


TR-20W – 20 L, Medium, Round, White, Waste Receptacle

- White enamel steel outer shell and lid
- Step-on foot pedal operated lid
- One-piece, plastic base keeps metal from contact with floor surface
- Chrome handle make moving and cleaning easy
- 2 warning labels included
- 20 L capacity (21.13 quartss)

SPECIFICATIONS

10" D X 24"H

Prop 65 Warning

1  **WARNING:** This product can expose you to chemicals, including chromium, which is known to the State of California to cause cancer or reproductive toxicity. For more information go to www.P65Warnings.ca.gov.



T-70 Labeled, Clear Plastic, Sundry Jars

- Set of 5 with clear tops
- Printing on jars is medium green

SPECIFICATIONS

4.375" D x 6" H



I-99 Instrument Mounting Board

- Easy-clean, gray, 3/4" laminate surface
- Choose from two sizes
- Mounting cleat on back

BOARD ONLY.

INSTRUMENTS SHOWN NOT INCLUDED.

SPECIFICATIONS

30" W x 12" H

or

36" W x 12" H

