

72" Cart-Mate, Split Cabinet

48072SL

CABINET

- All laminate base cabinet with 4 doors, 2 adjustable shelves 2 drawers and cart-port
- Easy-clean, all laminate surfaces
- Tough, chip resistant edges
- Unit is pre-assembled to save installation time
- Fully adjustable, soft-close hinges
- 3.25" backsplash included with top
- Satin finish pulls
- Optional sink positioned as shown
- Choice of solid color or woodgrain laminates
- Door locks available

CART

- All laminate cabinet mounted on four, locking, 3" swivel casters
- Four drawers that hold up to 75 lbs. each
- ClintonClean™ solid plastic bumper
- One-piece, vacuum-formed, gray-haircell, textured, top rimmed on all sides
- Satin finish pulls
- Choice of solid color or woodgrain laminates
- Drawer locks available

OVERALL CABINET SPECIFICATIONS

72" W x 18" D x 35" H

OVERALL CART SPECIFICATIONS

72" W x 18.5" D x 29.5" H

CART-MATE CABINETS™



Shown with -022 optional sink



California residents please be advised of the following, pursuant to Proposition 65:



WARNING: This product can expose you to chemicals, including chromium, which is known to the State of California to cause cancer or reproductive toxicity. For more information go to www.P65Warnings.ca.gov.

1




CLASSIC CLINTON
•LAMINATE CASEWORK•


OPTIONS




022 Stainless Steel sink and chrome faucet set



055 Door & Drawer Locks




066 Door Locks & Inside Latch



044 Add a Drawer 1 drawer, 2 drawers or 5 drawers



42 Cart Option




43 Cart Option

Finishes



Maple



Dark Cherry



Gray



Slate Gray