

72" Cart-Mate Cabinet/Cart Right

CART-MATE™
CABINETS

48072R CABINET

- All laminate base cabinet with 4 doors, 2 adjustable shelves 2 drawers and cart-port
- Easy-clean, all laminate surfaces
- Tough, chip resistant edges
- Unit is pre-assembled to save installation time
- Fully adjustable, soft-close hinges
- 3.25" backsplash included with top
- Satin finish pulls
- Optional sink positioned as shown
- Choice of solid color or woodgrain laminates
- Door locks available

CART

- All laminate cabinet mounted on four, locking, 3" swivel casters
- Four drawers that hold up to 75 lbs. each
- ClintonClean™ solid plastic bumper
- One-piece, vacuum-formed, gray-haircell, textured, top rimmed on all sides
- Satin finish pulls
- Choice of solid color or woodgrain laminates
- Drawer locks available



Shown with -022 optional sink



OVERALL CABINET SPECIFICATIONS

72" W x 18" D x 35" H

OVERALL CART SPECIFICATIONS

72" W x 18.5" D x 29.5" H



CLASSIC CLINTON
• LAMINATE CASEWORK •


California residents please be advised of the following, pursuant to Proposition 65:

WARNING: This product can expose you to chemicals, including chromium, which is known to the State of California to cause cancer or reproductive toxicity. For more information go to www.P65Warnings.ca.gov.


OPTIONS




022 Stainless Steel sink and chrome faucet set



055 Door & Drawer Locks




066 Door Locks & Inside Latch



044 Add a Drawer
1 drawer, 2 drawers or 5 drawers



42 Cart Option




43 Cart Option

Finishes



Maple



Dark Cherry



Gray



Slate Gray