

## 66" Cart-Mate Cabinet/Cart Right

CART-MATE™  
CABINETS

### 48066R CABINET

- All laminate base cabinet with 3 doors, 2 adjustable shelves 2 drawers and cart-port
- Easy-clean, all laminate surfaces
- Tough, chip resistant edges
- Unit is pre-assembled to save installation time
- Fully adjustable, soft-close hinges
- 3.25" backsplash included with top
- Satin finish pulls
- Optional sink positioned as shown
- Choice of solid color or woodgrain laminates
- Door locks available

### CART

- All laminate cabinet mounted on four, locking, 3" swivel casters
- Four drawers that hold up to 75 lbs. each
- ClintonClean™ solid plastic bumper
- One-piece, vacuum-formed, gray-haircell, textured, top rimmed on all sides
- Satin finish pulls
- Choice of solid color or woodgrain laminates
- Drawer locks available



Shown with -022 optional sink


#### OVERALL CABINET SPECIFICATIONS

66" W x 18" D x 35" H

#### OVERALL CART SPECIFICATIONS

66" W x 18.5" D x 29.5" H

California residents please be advised of the following, pursuant to Proposition 65:

 **WARNING:** This product can expose you to chemicals, including chromium, which is known to the State of California to cause cancer or reproductive toxicity. For more information go to [www.P65Warnings.ca.gov](http://www.P65Warnings.ca.gov).




CLASSIC CLINTON  
•LAMINATE CASEWORK•


### OPTIONS




022 Stainless Steel sink and chrome faucet set



055 Door & Drawer Locks




066 Door Locks & Inside Latch



044 Add a Drawer  
1 drawer, 2 drawers  
or 5 drawers



42 Cart Option



43 Cart Option

### Finishes



Maple



Dark Cherry



Gray



Slate Gray