

Flat Top, Alpha Series, Treatment Table with Full Shelf



MODEL 3200

- No upcharge for flat top
- Gray, powder-coated, all-steel frame and gray laminate shelf
- Adjustable height levelers
- Pre-threaded hardware for easy assembly
- Paper dispenser included
- 2" of firm foam padding (5 cm)
- Seamless, rounded corner, flat top
- Fast, easy assembly with basic tools
- 450 lbs. load capacity under normal use (204 kg)

SPECIFICATIONS


3200-27	72" L x 27" W x 31" H
3200-30	72" L x 30" W x 31" H
3200-28	78" L x 27" W x 31" H
3200-38	78" L x 30" W x 31" H

California residents please be advised of the following, pursuant to Proposition 65:


! **WARNING:** This product can expose you to chemicals, including diisononyl phthalate (DINP), which is known to the State of California to cause cancer. For more information go to www.P65Warnings.ca.gov.

2


Options



020 Small Pillow



060 Large Pillow



009 Nosehole



040 Paper Cutter

Upholstery Colors



Slate Blue



Wedgewood



Royal Blue



Desert Tan



Burgundy



Country Mist



Warm Gray



Gunmetal



Black