

## Combination, Fashion Finish 60" Wall & 60" Cart-Mate, Base Cabinet/Cart Left

### 158060L CABINET

- Fashion Finish wall cabinet with 3 doors, and 2 adjustable shelves
- Fashion Finish base cabinet with 2 doors, 2 adjustable shelves, 2 drawers and cart-port
- Durable, easy-clean, thermofoil surfaces
- No front facing seams on Fashion Finish components
- Unit is pre-assembled to save installation time
- Fully adjustable, soft-close hinges
- 3.25" backsplash included with top
- Satin finish pulls
- Optional sink positioned as shown
- Choice of 3 Fashion Finish colors
- Choice of 6 laminate top colors
- Door locks available

### CART

- Fashion Finish cabinet mounted on four, locking, 3" swivel casters
- 4 soft-close drawers that hold up to 75 lbs. each
- ClintonClean™ solid plastic bumper
- One-piece, vacuum-formed, gray-haircell, textured, top rimmed on all sides
- Satin finish pulls
- Fashion Finish color to match cabinet
- Drawer locks available

### CART-MATE CABINETS™



Shown with -022 optional sink

*fashionfinish*  
CASEWORK BY CLINTON



California residents please be advised of the following, pursuant to Proposition 65:

**1**  
**WARNING:** This product can expose you to chemicals, including chromium, which is known to the State of California to cause cancer or reproductive toxicity. For more information go to [www.P65Warnings.ca.gov](http://www.P65Warnings.ca.gov).

#### OVERALL WALL CABINET SPECIFICATIONS

60" W x 12" D x 24" H


#### OVERALL BASE CABINET SPECIFICATIONS

60" W x 18" D x 35" H


#### OVERALL CART SPECIFICATIONS

20" W x 18.5" D x 29.5" H


### OPTIONS



022 Stainless Steel sink and chrome faucet set



055 Door & Drawer Locks




066 Door Locks & Inside Latch



044 Add a Drawer cannot be used with a sink option



42 Cart Option



43 Cart Option

## Cabinet and Countertop colors

*fashionfinish*<sup>™</sup>  
CASEWORK BY CLINTON

### Fashion Finish Cabinet Colors



*Twilight*




*Arctic White*



*Metropolis Gray*

### Laminate Countertop Colors




*Dark Cherry*



*Maple*




*Slate Gray*



*Gray*



*Classic Marble*



*Graphite Talc*

**NOTE:** *Classic Marble* laminate mirrors the beauty of actual marble, so as with actual marble, the veining can vary in width and color intensity.