

## Premium, Classic 500 Series, Treatment Table with Drawers



### SPECIFICATIONS

1135-27	72" L x 27" W x 31" H
1135-30	72" L x 30" W x 31" H
1135-38	78" L x 30" W x 31" H

California residents please be advised of the following, pursuant to Proposition 65:

**WARNING:** This product can expose you to chemicals, including chromium, which is known to the State of California to cause cancer or reproductive toxicity. For more information go to [www.P65Warnings.ca.gov](http://www.P65Warnings.ca.gov).


1

### MODEL 1135

- Same cost for adjustable backrest or flat top
- All laminate surfaces enhances durability, cleanability and longevity
- New, high-pressure, laminated aprons & H-bracing
- New, ultra-durable, PVC-laminated, solid, hardwood legs with levelers
- Laminate shelf, two easy clean, plastic drawers and adjustable backrest
- Choose from 2 top widths: 27" & 30"
- Backrest has 6 settings of approximately: 60°, 55°, 50°, 43°, 36° & 27°
- Drawers can be positioned at either end, and from either side
- Fast and easy assembly
- Seamless rounded corner top
- 2" firm foam padding (5 cm)
- Heavyweight, knit-backed upholstery
- 500 lbs. load capacity under normal use (181.43 kg)



### Options



20—small Pillow



034—Paper Dispenser & Cutter Combo




040—Paper Cutter



030—Paper Dispenser



088—Flat Top



009—Nose Hole



055—Drawer Locks




006—Special Length  
48" or 60" lengths available on 24", 27" & 30" widths  
78" length is only available as item number: 1135-38

### Laminate Overlay Finishes



Maple



Dark Cherry



Gray

### Upholstery Colors



Slate Blue



Wedgewood



Royal Blue



Desert Tan



Burgundy



Country Mist



Warm Gray



Gunmetal



Black