

Premium, Classic Series, Treatment Table

MODEL 1010

- Same cost for adjustable backrest or flat top
(Order this model for adjustable backrest.
Order model 100 for flat top)
- All laminate surfaces enhances durability, cleanability and longevity
- New, high-pressure, laminated aprons & H-bracing
- New, ultra-durable, PVC-laminated, solid, hardwood legs with levelers
- Easy assembly with pre-threaded inserts and hanger bolts in the legs
- Backrest has 6 settings of approximately: 60°, 55°, 50°, 43°, 36° & 27°
- Seamless rounded corner top
- 2" firm foam padding (5 cm)
- Heavyweight, knit-backed upholstery in 9 standard colors
- 400 lbs. load capacity under normal use (181 kg)
- **Available with easy, Cabinet Table Conversion Option**
See Options on next page.



NEW
Upgraded Laminate
Surface

SPECIFICATIONS

1010-24	72" L x 24" W x 31" H
1010-27	72" L x 27" W x 31" H
1010-30	72" L x 30" W x 31" H
1010-38	78" L x 30" W x 31" H

California residents please be advised of the following, pursuant to Proposition 65:



WARNING: This product can expose you to chemicals, including diisononyl phthalate (DINP), which is known to the State of California to cause cancer. For more information go to www.P65Warnings.ca.gov.


2



Laminate Finishes



Maple



Dark Cherry



Gray

Standard Upholstery Colors



Slate Blue



Wedgewood



Royal Blue



Desert Tan



Burgundy



Country Mist



Warm Gray



Gunmetal



Black

1010 Options



20– Small Pillow




60– Large Pillow



005–Special Height
Not available with
Conversion Table Options



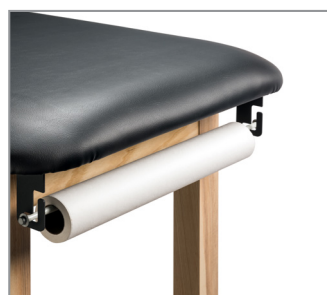
006–Special Length
Conversion Table Options not
available with 48" or 60" lengths



009–Nose Hole



040– Paper Cutter



030– Paper Dispenser



034– Paper Dispenser &
Cutter Combo

Cabinet Table Conversion Options

These options provide all the storage and convenience of a cabinet table with the easy ship and lower price point of a classic treatment table. Tables features easy clean, all laminate construction.

A classic table with the -2211 or -2443 conversion option is easy to assemble using common tools and only a few extra machine screws.

Note: the Cabinet Table Conversion Option is only available on new tables. It can not be applied to existing tables in the field.



Option 2211– Cabinet Table
Conversion Option with
2, Lift and Place, Sliding Doors
on Both Sides



Option 2443– Cabinet Table
Conversion Option
with 4, Hinged Doors,
2 on Each Side